



Fox Kids Early Learning Centre
 78-80 Centre Rd
 Brighton East, 3187
 (03) 9592 2143
foxkids@gcaweb.com.au
www.foxkidselc.com.au

FOX KIDS EARLY LEARNING CENTRE

FOX KIDS 2011

Dear Families,

I am very proud to announce that FoxKids has passed accreditation with a very high result. I am so very proud of the staff who work extremely hard each and every day. The certificate and graph are attached to the newsletter.

Have you heard about our refer a friend campaign?

If you refer a friend to FoxKids will take \$100 off your account (please see me for further information)

Thanks Justine

Policy Review	2
Parent Reminders	3
Important events	4
Activities	5/6
Babies Room News	7/8
Toddler Room News	9
Jnr Kinder Room News	
Kinder Room news	10/13 14
Food & Nutrition Resources	15 15
Parent Fact Sheet	
Poisonous Plants	16/22
Immunisation Sessions	23

Centre Availability

We have days available in most of the rooms throughout the centre. If you would like to pick up an extra permanent day these days will be available as of the 1st Month year.

Room/ Days	Mon	Tues	Wed	Thurs	Fri
Babies					
Toddler		*			*
Pre-Kinder	*			*	*
Kinder	*				

* Indicates availability on that day
 Please Note: These vacancies may change daily.



Philosophy, Broad Goals and Policy Reviews

Policy Review for July

Food and Nutrition Policies

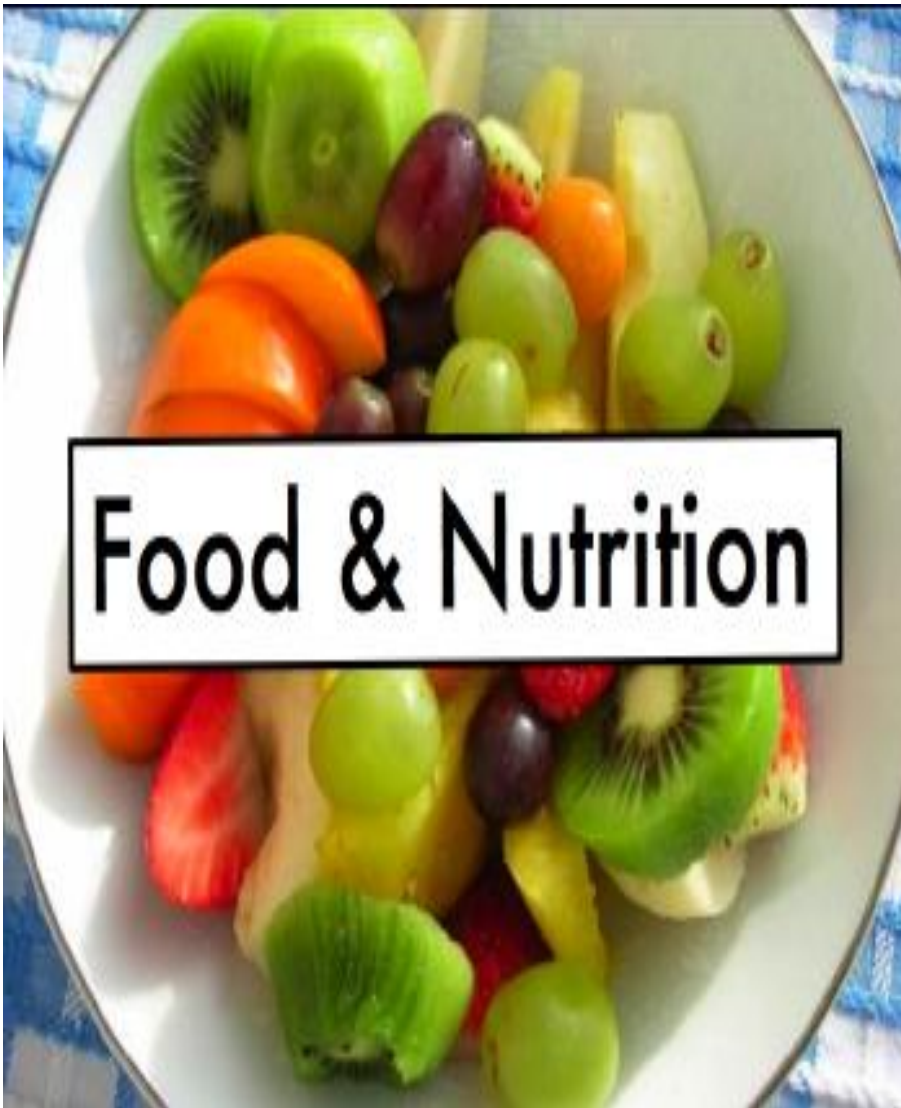
F&N1.1 Food Safety Policy

F&N1.2 Meals, Snacks and Water Policy

F&N1.3 Nutrition & Cultural Preferences Policy

F&N1.4 Allergy Policy

F&N1.5 Anaphylaxis Policy (Victoria Only Policy)



**P
O
I
I
C
Y

R
e
v
i
e
w**

REMINDERS TO PARENTS

HATS

Although the weather has cooled down we ask that you ensure that there is still a hat in your child's bag every day they come to Fox Kids. Also a jacket for those cold days would be appreciated. At the centre we have a policy of 'NO HAT NO PLAY'; this means that if your child doesn't have a hat then they will not be able to participate in outdoor activities.

NO FOOD TO BE BOUGHT TO FOX KIDS

Due to severe allergies and anaphylaxis, food is not to be bought from home at any time. Food containing egg and nuts can be life threatening to some children, so please do not allow any food to be bought into the centre.

LABELLING CLOTHES

All belongings are required to be labelled to avoid them being lost. If there is an item that is too precious then please don't bring it unless it is 100% NECESSARY!

DRINK BOTTLES

Please ensure you take your child's drink bottle home daily to ensure it is washed and brought back to the centre for the following day.

MEDICATION

Please ensure you complete the medication form correctly and completely prior to leaving the service. Please see a team member if you are unsure or confused with anything on the medication form.

Ensure dosage, time to be given and last administered has all been filled in. We can not administer medication if you have put "when needed", or "if coughing", you need to put an exact time/date.

Also ensure you remove the medication from the child's bag and hand it to a carer to be put away in a safe place, this also ensures they know about the medication and also know where it is.



A
C
C
R
E
D
I
T
E
D

RQ6483/VQ29379

The National Childcare Accreditation Council
Inc is pleased to confirm that

Fox Kids Early Learning Centre

**78-80 Centre RD
BRIGHTON EAST VIC 3187**


is **Accredited** under the
Quality Improvement and Accreditation System
for long day care centres.

The next *Self-study Report* from the service is due

17 June 2013

Services are also issued with a *Quality Profile Certificate* which provides a picture or
overview of the quality of care provided by the service. If you would like to view the
service's *Quality Profile Certificate* please ask your service's Director.


This *Certificate of Accreditation* will remain valid until the service's next Accreditation
Decision.



June McLoughlin
Chairperson
National Childcare Accreditation Council

29 JUNE 2011


© Australian Government 2005



Fox Kids Early Learning Centre
78-80 Centre RD
BRIGHTON EAST VIC 3187

Accreditation Decision: June 2011
NCAC Ref.: RQ6483
Visit No: VQ29379

QUALITY PROFILE



Fox Kids Early Learning Centre is Accredited

June McLoughlin
Chairperson
National Childcare Accreditation Council
29 June 2011



AN AUSTRALIAN GOVERNMENT INITIATIVE

July 2011

CENTRE EVENTS

July

Monday 4th – Crazy hair Day- Come with your hair as crazy as you can get it. ☺



Wednesday 13th Pyjama Day- Come dressed in your favourite Pyjamas.




Friday 29th – School Tree Day- Children will be making trees and talking about the importance of trees to our environment and to us.

Sunday 31st – National Tree Day



July 2011



Baby Room News

Dear Parents and Families.

It's hard to believe that we have now entered the second half of the year already!

We have had a few families join the baby's room in the past month, We welcome these families and their children to the baby's room.

In the area of fine motor, the children have been very busy further developing their skills. They include their manipulation, developing their ability to grasp different objects and hand/eye coordination. To help the children develop these skills, they have been engaged in playing the different types of musical instruments, they have been engaged in the new playing station that has been added to the room, which has lots of different shaped and sized buttons for the children to press, which make a lot of fun noises for the children to enjoy. They have also been enjoying in play doh play which the children helped make.

In the area of gross motor, the children have been working on their body coordination skills, balancing skills, cross patterning skills and body movement skills. To help the children develop these elements, they have been engaged in Jitterbugs, which is still proving to be an enjoyable feature for the babies each and every week. The children have also been engaged in balancing on the new elephant, butterfly and zebra rockers which are a new and exciting addition to the room. The children have also been enjoying a mini gym in the room using the different shaped and sized foam blocks which have been placed in the room to develop the children's gross motor development. This has provided to be an enjoyable activity for the children.

In the area of language, the children have enjoyed engaging in singing songs together as a group, with the children choosing which songs they would like to sing. They have also been engaging and listening in a variety of story books, including animal books, and using their vocal skills to make the different animal sounds. This develops our vocab skills and also our communication skills.

For the children's social and emotional development, they have been further developing their awareness of each other by playing alongside each other for short periods of time and getting used to having other children playing around us. We have also been enjoying playing with the musical instruments together and making lots of loud noises! We have been playing with the musical instruments together in small groups.

In the area of cognitive, the children have been working on their problem solving skills, decision making and their attention span. To help develop these elements, we have been engaging in making play doh together as a group and we have also been engaging in the new playing station.


For the arts/sensory area, the children have been very busy doing lots of paintings using different colours and a variety of materials including stamps.

Big and small paintbrushes and also our fingers.

We made some play doh together as a group, mixing all the ingredients together in a bowl and watching the play doh come together. Pictures of the children making the play doh are now on display in the room. If you would like a copy of the play doh recipe, please feel free to ask for a copy.

In the dramatic/imaginative play area, the children enjoy playing with the tunnel, crawling in and out of the tunnel and playing in the tunnel with our friends. We have also been playing some fun playing inside the cubby house with our peers. We have been playing with the different toys inside the cubby house.

This helps us develop our imaginative play skills.



July 2011

With the weather changing it is important for the children to have a warm jacket and hat inside their bag for when the children are able to go outside and have a play. During the winter months we do want the children to have the opportunity to play outside, and if the children don't have a jacket in their bag then they are unable to play outside.

Also in the Babies Room, we ask that parents to put few changes of clothes in their child's bag, as children do get dirty though out the day from playing outside and from the daily activities and this can be a problem as they may have to wear spare clothes if there are no spare clothes in your child's bag.

A reminder that all children must be signed in and out each day. We are finding that parents are dropping of their child without signing them in.

Thank you.

Babies Room Staff ☺



Toddler Room News

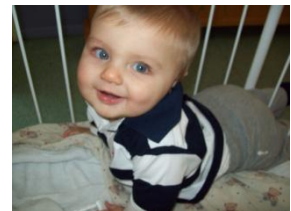
Dear Parents

We have had a fantastic month of June. We have been busy playing with new toys. The Children have been actively engaged in these experiences.

We welcome Tiana who are new in the toddler room. We hope they can settle in this new group as quickly as possible.

Our up coming topic for July will be 'Winter'. We will be talking about the season, we will be doing artwork and talking about them. If you have any stories at home related to Winter please feel free to bring them into the centre and we will keep them on our shelves and read them to the children and return them once we have read them.

We have been focusing on positive interactions between the children as well as using our listening ears and walking inside. WE discuss these topics with the children at group time and throughout the day. The children are responding positively to these discussions and will repeat the listening ears and walking



inside.

The children are coming along in leaps and bounds with their language and social skills. The children are learning to recognise the English alphabet. We are working on the children to recognise basic shapes and colours, most children talk about colours and shapes when we do group times. The staff are using encouraging words and praising words to assist with the children feeling better and more confident about what they can do rather than what they can't do.

We are developing our social skills through playing in the home corner, kitchen corner. We have a new area which we set as a tool area, so children can play tools on the table.

The children have shown a lot of interests in art and craft experiences. They have enjoyed group paintings and collage which encourages children to share and take turns, so we will continue this throughout July and expand on the experience with different materials.

Children will also be doing colour paper pasting and chalk drawing. Our children are doing a great job.

We welcome any ideas or feedback you have in regards to the room, experiences and topic ideas.

Thank you for your support.
Toddler room staff ☺

Jnr-Kinder Room News

A Big warm welcome from the Junior Kinder Room


Firstly we would like to wish a Happy Birthday to Indianna W and Oliver S who are turning 4 also a Happy Birthday to Mary M, Jack S, and Noah W who are turning 3. We hope you all have a lovely birthday.

The Junior Kinders will be focusing on the 'Winter Theme' this month. We will be making snow men as a group activity and decorating them with cotton balls. The children will each take it in turns pasting and applying the cotton balls on to a big giant snowman which will then hang in our room.

This activity enhances our social skills and our fine motor skills. It also teaches us to 'take turns' and share with our friends. We will also be making trees and we will be using real leaves and bark for this activity. This activity teaches us all about nature and the environment.

As it has been very chilly and cold outside and we can't get to explore the outdoors our carers have been bringing some of the outdoor equipment indoors. We had the big slide indoors and we all took turns using it. We also have been playing musical statues whilst listening to the Bob the Builder CD. These activities enhance our physical and gross motor skills.

The junior Kinders have also been exploring playdoh play this month. We have been using different coloured playdoh and exploring our creativity to make robots, fairies, pirates, planes and pancakes. This activity enhances our



sensory skills and our creativity.

During our group times we have been learning how to say the alphabet in Greek. We have learnt how to say the letters from A-E, we have also been learning to count up to 10 in Greek, we are such clever Junior Kinders. This activity enhances our language skills and we are also implementing multiculturalism into our daily activities.

Just a reminder to all parents to put a labelled drink bottle in our bags and to label all clothing to prevent items being lost.

Thank-you Junior Kinder Room staff ☺

Kinder Room News

July Newsletter

Half way through 2011. We have been very busy in the Kinder Room we would like to welcome our new students; George, Harrison, Ryan, Maddy, Sam, Vir, Thomas, Maxi, and Jack.

You may have noticed some changes in the room this is because we have begun following the new curriculum the Early Years Learning Framework. This is a national curriculum is designed to encourage quality exploration and learning.

The focus is for the children to work towards 'becoming, being and belonging'. This new curriculum is also closely linked to Prep's framework and helps the children get ready for school. In the curriculum it is very child centred and directed, the learning and activities come predominantly from the children and their families.

Activities are not pre-planned instead the children start to take responsibility for how and what they learn.

This way the children are becoming engaged and active learners.

To see how we do this in the room you can look at the program on the wall this shows what activities we did, who choose them, and what they link to. You can also look on our front door which is our learning wall, this shows the art work we completed during the day, 'learning stories' of why and how activities came about and also 'child's thoughts'.

If you would like to look at past ones they are located in the folder on top of the lockers.

This program also greatly relies on parent input. I would love to hear what you do at home or on the weekend with your child these can be springboards of themes to learn about and also it helps the child feel connection and support between home and kinder. If you would like more information about the curriculum it can be found on the Australian government; department of education website or come and talk to me.

In summary this curriculum helps the children to make connections in their world and to 'learn how to learn'.




July 2011

So far the children have really been enjoying it and coming up with very creative and imaginative ideas.

Until next time

Kayleen



FROM THE KITCHEN:

Chicken noodle stir-fry

Ingredients:

2 chicken breast fillets, diced
1 onion chopped
2tsp minced garlic
½ tsp curry powder
1 tbsp oyster sauce
1 tbsp sweet chilli sauce
2 tbsp soy sauce
2 cups mixed vegetables, diced
2 cups vegetable stock, hot
1 pkt noodles

Method:

1. Heat oil and garlic in large saucepan until onion softens
2. Add diced chicken and curry powder, cook until chicken is browned
3. Add mixed vegetables, oyster sauce, sweet chilli and soy sauce and stir through
4. Add vegetable stock bring to the boil until vegetables and softened
5. Boil noodles and add to sauce
6. Serve and ENJOY!

Note

variety of vegetables to this dish. Just use what you have on hand.

You can add a wide

Please feel free to ask Jess for any recipes that we cook at the centre, she will happily give you a copy. 😊



RESOURCES

July 2011

Please take time to look around the Centre foyer as we have a large range of resources available for you to look at.



- Direct Debit forms
- Song Books
- Family Resource Library
- Craft recipes
- Fact sheets
- Brochures
- Copies of the current newsletter
- Parent Handbooks
 - Recipes
- Centre Menu
- Centre Events
- Holiday Forms



Four-year-old immunisation

Wednesday, 6 July 2011
4:00 PM - 6:00 PM

Council's Immunisation Service is offering an immunisation session for four-year-old children on Wednesday 6 July 2011.

LOCATION: Carnegie Library and Community Centre, 7 Shepparson Avenue, Carnegie
PHONE: 9524 3333

2011 Immunisation session calendar

Beaumaris Community Centre
90 Reserve Road, Beaumaris

1st Friday of the month
9am-11am.

Highbury Children's Centre
2 Livingston Street, Highbury

2nd Thursday of the month
9am-11am

Castlefield Community Centre
505 Bluff Road, Hampton

3rd Monday of the month
5.30pm-7.30pm

Brighton Court House
75 Carpenter Street, Brighton

3rd Thursday of the month
9am-11am

Hampton Community Centre
Rear of 14 Willis Street, Hampton

4th Tuesday of the month
1pm-3pm

For more information phone 9599 4702 or
Visit the website www.bayside.vic.gov.au
or email immunisation@bayside.vic.gov.au



Fever - children

A fever happens when the body's temperature is higher than normal because of an infection. Normal body temperature is around 37°C. Fever is usually caused by a virus or bacteria. Fever is a way in which the body fights infection. It is not always dangerous and does not always indicate a serious illness.

Signs and symptoms of fever

Fever causes an increase in the heart rate, breathing rate and blood circulation to the skin. This is how the body tries to reduce the heat caused by fever. The symptoms of fever can include:

- Feeling and/or looking unwell
- Feeling hot to touch
- Sweating or clammy skin
- Shivering
- Chattering teeth
- Flushed face.

Using a thermometer

If you suspect that your child has a fever, you can use a thermometer to measure their temperature. Remember, though, that body temperature is better used as a guide than a reliable indicator of illness for babies and young children - a child might have a mild temperature according to the thermometer (slightly over 37°C), but may seem happy and healthy.

There are several types of reliable thermometers available, which come with instructions on how to use them. They are available from your chemist. If you are in doubt about which one to choose for your child, or have questions about how to use it, ask your pharmacist to explain.

When to see your doctor

Trust your own instincts, but seek medical help if your child:

- Is aged six months or less
- Has a rash
- Has a fever of 40°C or more
- Is still feverish after a day or so, despite four-hourly doses of baby paracetamol
- Vomits or has persistent diarrhoea
- Refuses food or drink
- Cries inconsolably
- Seems listless, floppy or just looks ill
- Convulses or twitches
- Has trouble breathing
- Is in pain
- If you feel at all worried or concerned at any stage, consult with your doctor.

How to treat a fever

July 2011

- Dress your child in light clothing.
- Give drinks of clear fluid (like water).
- Keep your child cool.
- Give paracetamol in the correct dose for the child's age (but not more than four doses in a 24-hour period). Do not give regular paracetamol medicine for more than 24 hours without seeking advice from your doctor.
- See your doctor if your child is three months or younger.
- **Don't give your child a cold bath.** Give a lukewarm bath or sponge. Cold water cools the skin but does not lower the body temperature.

Fever can cause convulsions

A febrile convulsion is a fit or seizure that occurs in babies and children when they have a high fever, usually from an ear infection or a viral upper respiratory infection. The fit can last a few seconds or up to 15 minutes, and is followed by drowsiness.

Between one in 20 to 30 otherwise healthy children will have one or more febrile convulsions between the ages of six months and five years. A febrile convulsion is not epilepsy and does not cause brain damage. There is no way to predict who will be affected or when this will happen.

Symptoms of febrile convulsion

The symptoms of febrile convulsion include:

- Loss of consciousness (black out). The child will fall if standing and may pass urine
- Twitching or jerking of arms and legs
- Breathing difficulty
- Foaming at the mouth
- Going pale or bluish in skin colour
- Eye rolling, so only the whites of their eyes are visible
- Your child may take 15 minutes to wake up properly afterwards. They may be irritable and appear not to recognise you.

What to do if your child has a convulsion

Convulsions are rarely serious. If your child has a convulsion you should:

- Place your child on the floor and remove any objects they could knock against.
- Lie your child on their side, not on their back.
- Check that your child does not breathe in vomit.
- Don't force anything into your child's mouth.
- Don't shake, slap or try to restrain your child.
- Place your child on their side with their face turned to the floor once the fit has stopped.
- Note what time the fit started and stopped, so you can tell the doctor.
- Call an ambulance if the fit lasts more than five minutes – Call triple zero (000) or 112 (if your mobile is out of phone range or credit).
- Have your child checked by your local doctor or nearest hospital emergency department as soon as possible after the fit stops to find the cause of the fever.

Heat stroke does not cause fever

Heat stroke is caused by exposure to excessive heat. It can cause extremely high body temperatures, but it is not called a fever because it is not caused by an infection, inflammation or other internal disease process. Heat stroke can be very dangerous. If you think a child in your care has heat stroke, see your doctor straight away.

Where to get help

- Your doctor
- Your pharmacist
- Your local maternal and child health centre
- Your local hospital emergency or casualty department.
- NURSE-ON-CALL Tel. 1300 60 60 24 – for expert health information and advice (24 hours, 7 days)
- In an emergency, call triple zero (000) or 112 (if your mobile is out of phone range or credit).

Things to remember

- Fever is common in children.
- Fever and febrile convulsions are usually not dangerous.
- Call an ambulance if the fit lasts longer than 5 minutes, as drugs may be needed to stop the fit.
- Fever does not always mean a child is seriously ill.
- See your doctor if you are concerned about your child's health.

A fever happens when the body's temperature is higher than normal because of an infection. Normal body temperature is around 37°C. Fever is usually caused by a virus or bacteria. Fever is a way in which the body fights infection. It is not always dangerous and does not always indicate a serious illness.

Signs and symptoms of fever

Fever causes an increase in the heart rate, breathing rate and blood circulation to the skin. This is how the body tries to reduce the heat caused by fever. The symptoms of fever can include:

- Feeling and/or looking unwell
- Feeling hot to touch
- Sweating or clammy skin
- Shivering
- Chattering teeth
- Flushed face.

Using a thermometer

If you suspect that your child has a fever, you can use a thermometer to measure their temperature. Remember, though, that body temperature is better used as a guide than a reliable indicator of illness for babies and young children - a child might have a mild temperature according to the thermometer (slightly over 37°C), but may seem happy and healthy.

There are several types of reliable thermometers available, which come with instructions on how to use them. They are available from your chemist. If you are in doubt about which one to choose for your child, or have questions about how to use it, ask your pharmacist to explain.

When to see your doctor

Trust your own instincts, but seek medical help if your child:

- Is aged six months or less
- Has a rash
- Has a fever of 40°C or more

July 2011

- Is still feverish after a day or so, despite four-hourly doses of baby paracetamol
- Vomits or has persistent diarrhoea
- Refuses food or drink
- Cries inconsolably
- Seems listless, floppy or just looks ill
- Convulses or twitches
- Has trouble breathing
- Is in pain
- If you feel at all worried or concerned at any stage, consult with your doctor.

How to treat a fever

- Dress your child in light clothing.
- Give drinks of clear fluid (like water).
- Keep your child cool.
- Give paracetamol in the correct dose for the child's age (but not more than four doses in a 24-hour period). Do not give regular paracetamol medicine for more than 24 hours without seeking advice from your doctor.
- See your doctor if your child is three months or younger.
- **Don't give your child a cold bath.** Give a lukewarm bath or sponge. Cold water cools the skin but does not lower the body temperature.

Fever can cause convulsions

A febrile convulsion is a fit or seizure that occurs in babies and children when they have a high fever, usually from an ear infection or a viral upper respiratory infection. The fit can last a few seconds or up to 15 minutes, and is followed by drowsiness.

Between one in 20 to 30 otherwise healthy children will have one or more febrile convulsions between the ages of six months and five years. A febrile convulsion is not epilepsy and does not cause brain damage. There is no way to predict who will be affected or when this will happen.

Symptoms of febrile convulsion

The symptoms of febrile convulsion include:

- Loss of consciousness (black out). The child will fall if standing and may pass urine
- Twitching or jerking of arms and legs
- Breathing difficulty
- Foaming at the mouth
- Going pale or bluish in skin colour
- Eye rolling, so only the whites of their eyes are visible
- Your child may take 15 minutes to wake up properly afterwards. They may be irritable and appear not to recognise you.

What to do if your child has a convulsion

Convulsions are rarely serious. If your child has a convulsion you should:

- Place your child on the floor and remove any objects they could knock against.
- Lie your child on their side, not on their back.
- Check that your child does not breathe in vomit.
- Don't force anything into your child's mouth.
- Don't shake, slap or try to restrain your child.
- Place your child on their side with their face turned to the floor once the fit has stopped.
- Note what time the fit started and stopped, so you can tell the doctor.

July 2011

- Call an ambulance if the fit lasts more than five minutes – Call triple zero (000) or 112 (if your mobile is out of phone range or credit).
- Have your child checked by your local doctor or nearest hospital emergency department as soon as possible after the fit stops to find the cause of the fever.

Heat stroke does not cause fever

Heat stroke is caused by exposure to excessive heat. It can cause extremely high body temperatures, but it is not called a fever because it is not caused by an infection, inflammation or other internal disease process. Heat stroke can be very dangerous. If you think a child in your care has heat stroke, see your doctor straight away.

Where to get help

- Your doctor
- Your pharmacist
- Your local maternal and child health centre
- Your local hospital emergency or casualty department.
- NURSE-ON-CALL Tel. 1300 60 60 24 – for expert health information and advice (24 hours, 7 days)
- In an emergency, call triple zero (000) or 112 (if your mobile is out of phone range or credit).

Things to remember

- Fever is common in children.
- Fever and febrile convulsions are usually not dangerous.
- Call an ambulance if the fit lasts longer than 5 minutes, as drugs may be needed to stop the fit.
- Fever does not always mean a child is seriously ill.
- See your doctor if you are concerned about your child's health.